

# Modern Fluoroorganic Chemistry

Synthesis, Reactivity, Applications

*Peer Kirsch*



WILEY-  
VCH

WILEY-VCH Verlag GmbH & Co. KGaA



**Modern Fluoroorganic Chemistry**  
Synthesis, Reactivity, Applications

*Peer Kirsch*

*Further Reading from Wiley-VCH*

Gladysz, J. A., Curran, D. P., Horváth, I. T. (Eds.)

**Handbook of Fluorous Chemistry**

2004

3-527-30617-X

Beller, M., Bolm, C. (Eds.)

**Transition Metals for Organic Synthesis, 2<sup>nd</sup> Ed.  
Building Blocks and Fine Chemicals**

2004

3-527-30613-7

de Meijere, A., Diederich, F. (Eds.)

**Metal-Catalyzed Cross-Coupling Reactions, 2<sup>nd</sup> Ed.**

2004

3-527-30518-1

Mahrwald, R. (Ed.)

**Modern Aldol Reactions, 2 Vols.**

2004

3-527-30714-1

# Modern Fluoroorganic Chemistry

Synthesis, Reactivity, Applications

*Peer Kirsch*



WILEY-  
VCH

WILEY-VCH Verlag GmbH & Co. KGaA

**Priv.-Doz. Dr. Peer Kirsch**

Merck KGaA

Liquid Crystals Division

Frankfurter Straße 250

64293 Darmstadt

Germany

■ This book was carefully produced. Nevertheless, author and publisher do not warrant the information contained therein to be free of errors. Readers are advised to keep in mind that statements, data, illustrations, procedural details or other items may inadvertently be inaccurate.

**Library of Congress Card No.: applied for  
British Library Cataloguing-in-Publication Data**

A catalogue record for this book is available from the British Library.

**Bibliographic information published by  
Die Deutsche Bibliothek**

Die Deutsche Bibliothek lists this publication in the Deutsche Nationalbibliografie; detailed bibliographic data is available in the Internet at <http://dnb.ddb.de>.

© 2004 WILEY-VCH Verlag GmbH & Co.  
KGaA, Weinheim

All rights reserved (including those of translation in other languages). No part of this book may be reproduced in any form – by photoprinting, microfilm, or any other means – nor transmitted or translated into machine language without written permission from the publishers. Registered names, trademarks, etc. used in this book, even when not specifically marked as such, are not to be considered unprotected by law.

Printed in the Federal Republic of Germany.  
Printed on acid-free paper.

**Typesetting** hagedorn kommunikation,  
Viernheim

**Printing** betz-druck gmbh, Darmstadt

**Bookbinding** J. Schäffer GmbH & Co. KG,  
Grünstadt

**ISBN** 3-527-30691-9

To Annette and Alexander

*"The fury of the chemical world is the element fluorine. It exists peacefully in the company with calcium in fluorspar and also in a few other compounds; but when isolated, as it recently has been, it is a rabid gas that nothing can resist."*

*Scientific American*, April 1888

*"Fluorine leaves nobody indifferent; it inflames emotions be that affections or aversions. As a substituent, it is rarely boring, always good for a surprise, but often completely unpredictable."*

M. Schlosser, *Angew. Chem. Int. Ed.* **1998**, 37, 1496–1513

## Contents

**Preface** *X*

**List of Abbreviations** *XI*

<b>1</b>	<b>Introduction</b>	<i>1</i>
1.1	Why Organofluorine Chemistry?	<i>1</i>
1.2	History	<i>2</i>
1.3	The Basic Materials	<i>4</i>
1.3.1	Hydrofluoric Acid	<i>4</i>
1.3.2	Fluorine	<i>5</i>
1.4	The Unique Properties of Organofluorine Compounds	<i>8</i>
1.4.1	Physical Properties	<i>8</i>
1.4.2	Chemical Properties	<i>15</i>
1.4.3	Ecological Impact	<i>17</i>
1.4.3.1	Ozone Depletion by Chlorofluorocarbons	<i>17</i>
1.4.3.2	Greenhouse Effect	<i>18</i>
1.4.4	Physiological Properties	<i>19</i>
1.4.5	Analysis of Fluorochemicals: $^{19}\text{F}$ NMR Spectroscopy	<i>21</i>
<b>2</b>	<b>Synthesis of Complex Organofluorine Compounds</b>	<i>25</i>
2.1	Introduction of Fluorine	<i>25</i>
2.1.1	Perfluorination and Selective Direct Fluorination	<i>25</i>
2.1.2	Electrochemical Fluorination (ECF)	<i>32</i>
2.1.3	Nucleophilic Fluorination	<i>33</i>
2.1.3.1	Finkelstein Exchange	<i>34</i>
2.1.3.2	“Naked” Fluoride	<i>34</i>
2.1.3.3	Lewis Acid-assisted Fluorination	<i>36</i>
2.1.3.4	The “General Fluorine Effect”	<i>38</i>
2.1.3.5	Amine–Hydrogen Fluoride and Ether–Hydrogen Fluoride Reagents	<i>39</i>
2.1.3.6	Hydrofluorination, Halofluorination, and Epoxide Ring Opening	<i>40</i>
2.1.4	Synthesis and Reactivity of Fluoroaromatic Compounds	<i>43</i>
2.1.4.1	Synthesis of Fluoroaromatic Compounds	<i>43</i>
2.1.4.2	Reductive Aromatization	<i>43</i>



2.1.4.3	The Balz–Schiemann Reaction	45
2.1.4.4	The Fluoroformate Process	45
2.1.4.5	Transition Metal-assisted Oxidative Fluorination	45
2.1.4.6	The Halex Process	46
2.1.4.7	Think Negative! – “Orthogonal” Reactivity of Perfluoroaromatic and Perfluoroolefinic Systems	46
2.1.4.8	The “Special Fluorine Effect”	49
2.1.4.9	Aromatic Nucleophilic Substitution	50
2.1.4.10	Activation of the Carbon–Fluorine Bond by Transition Metals	53
2.1.4.11	Activation of Fluoroaromatic Compounds by <i>ortho</i> -Metalation	54
2.1.5	Transformations of Functional Groups	57
2.1.5.1	Hydroxy into Fluoro	57
2.1.5.2	Conversion of Carbonyl into <i>gem</i> -Difluoromethylene	63
2.1.5.3	Carboxyl into Trifluoromethyl	66
2.1.5.4	Oxidative Fluorodesulfuration	67
2.1.6	“Electrophilic” Fluorination	73
2.1.6.1	Xenon Difluoride	73
2.1.6.2	Perchloryl Fluoride and Hypofluorides	74
2.1.6.3	“ <i>NF</i> ”-Reagents	75
2.2	Perfluoroalkylation	91
2.2.1	Radical Perfluoroalkylation	91
2.2.1.1	Structure, Properties, and Reactivity of Perfluoroalkyl Radicals	93
2.2.1.2	Preparatively Useful Reactions of Perfluoroalkyl Radicals	94
2.2.1.3	“Inverse” Radical Addition of Alkyl Radicals to Perfluoroolefins	99
2.2.2	Nucleophilic Perfluoroalkylation	101
2.2.2.1	Properties, Stability, and Reactivity of Fluorinated Carbanions	101
2.2.2.2	Perfluoroalkyl Metal Compounds	102
2.2.2.3	Perfluoroalkyl Silanes	111
2.2.3	“Electrophilic” Perfluoroalkylation	121
2.2.3.1	Properties and Stability of Fluorinated Carbocations	121
2.2.3.2	Aryl Perfluoroalkyl Iodonium Salts	124
2.2.3.3	Perfluoroalkyl Sulfonium, Selenonium, Telluronium, and Oxonium Salts	130
2.2.4	Difluorocarbene and Fluorinated Cyclopropanes	135
2.3	Selected Fluorinated Structures and Reaction Types	141
2.3.1	Difluoromethylation and Halodifluoromethylation	141
2.3.2	The Perfluoroalkoxy Group	144
2.3.3	The Perfluoroalkylthio Group and Sulfur-based Super-electron-withdrawing Groups	145
2.3.4	The Pentafluorosulfuranyl Group and Related Structures	146
2.4	The Chemistry of Highly Fluorinated Olefins	156
2.4.1	Fluorinated Polymethines	156
2.4.2	Fluorinated Enol Ethers as Synthetic Building Blocks	160

<b>3</b>	<b>Fluorous Chemistry</b>	<b>171</b>
3.1	Fluorous Biphasic Catalysis	171
3.2	Fluorous Synthesis and Combinatorial Chemistry	186
3.2.1	Fluorous Synthesis	186
3.2.2	Separation on Fluorous Stationary Phases	192
3.2.3	Fluorous Concepts in Combinatorial Chemistry	192
<b>4</b>	<b>Applications of Organofluorine Compounds</b>	<b>203</b>
4.1	Halofluorocarbons, Hydrofluorocarbons and Related Compounds	203
4.2	Polymers and Lubricants	205
4.3	Applications in Electronics Industry	213
4.4	Liquid Crystals for Active Matrix Liquid Crystal Displays	215
4.4.1	Calamitic Liquid Crystals: A Short Introduction	215
4.4.2	Functioning of Active Matrix LCD	216
4.4.2.1	The Physical Properties of Nematic Liquid Crystals	219
4.4.3	Why Fluorinated Liquid Crystals?	223
4.4.3.1	Improved Mesophase Behavior by Lateral Fluorination	223
4.4.3.2	Fluorinated Polar Groups	225
4.4.3.3	Improved Reliability	228
4.4.3.4	Fluorinated Bridge Structures	230
4.4.4	Conclusion and Outlook	234
4.5	Pharmaceuticals and Other Biomedical Applications	237
4.5.1	Why Fluorinated Pharmaceuticals?	238
4.5.2	Lipophilicity and Substituent Effects	238
4.5.3	Hydrogen Bonding and Electrostatic Interactions	240
4.5.4	Stereoelectronic Effects and Conformation	243
4.5.5	Metabolic Stabilization and Modulation of Reaction Centers	247
4.5.6	Bioisosteric Mimicking	251
4.5.7	Mechanism-based “Suicide” Inhibition	256
4.5.8	Fluorinated Radiopharmaceuticals	260
4.5.9	Inhalation Anesthetics	263
4.5.10	Blood Substitutes and Respiratory Fluids	264
4.5.11	Contrast Media and Medical Diagnostics	265
4.6	Agricultural Chemistry	271

**Appendix 279**

- A. Typical Synthetic Procedures 279
- A.1 Selective Direct Fluorination 279
- A.2 Hydrofluorination and Halofluorination 281
- A.3 Electrophilic Fluorination with F-TEDA-BF<sub>4</sub> (Selectfluor) 283
- A.4 Fluorinations with DAST and BAST (Deoxofluor) 284
- A.5 Fluorination of a Carboxylic Acid with Sulfur Tetrafluoride 285
- A.6 Generation of a Trifluoromethoxy Group by Oxidative Fluorodesulfuration of a Xanthogenate 286
- A.7 Oxidative Alkoxydifluorodesulfuration of Dithianylum Salts 287
- A.8 Electrophilic Trifluoromethylation with Umemoto's Reagents 289
- A.9 Nucleophilic Trifluoromethylation with Me<sub>3</sub>SiCF<sub>3</sub> 289
- A.10 Copper-mediated Aromatic Perfluoroalkylation 290
- A.11 Copper-mediated Introduction of the Trifluoromethylthio Group 291
- A.12 Substitution Reactions on Fluoroolefins and Fluoroarenes 292
- A.13 Reactions with Difluoroenolates 293
- B. Index of Synthetic Conversions 295

**Index 299**

## Preface

The field of fluoroorganic chemistry has grown tremendously in recent years, and fluorochemicals have permeated nearly every aspect of our daily lives. This book is aimed at the synthetic chemist who wants to gain a deeper understanding of the fascinating implications of including the highly unusual element fluorine in organic compounds.

The idea behind this book was to introduce the reader to a wide range of synthetic methodology, based on the mechanistic background and the unique chemical and physicochemical properties of fluoroorganic compounds. There are quite some barriers to entering the field of preparative fluoroorganic chemistry, many based on unfounded prejudice. To reduce the threshold to practical engagement in fluoroorganic chemistry, I include some representative synthetic procedures which can be performed with relatively standard laboratory equipment.

To point out what can be achieved by introducing fluorine into organic molecules, a whole section of this book is dedicated to selected applications. Naturally, because of the extremely wide range of sometime highly specialized applications, this part had to be limited to examples which have gained particular importance in recent years. Of course, this selection is influenced strongly by the particular “taste” of the author.

I could not have completed this book without help and support from friends and colleagues. I would like to thank my colleagues at Merck KGaA, in particular Detlef Pauluth for his continuous support of my book project, and Matthias Bremer and Oliver Heppert for proof reading and for many good suggestions and ideas how to improve the book. The remaining errors are entirely my fault. G. K. Surya Prakash, Karl O. Christe, and David O'Hagan not only gave valuable advice but also provided me with literature. Gerd-Volker Röschenthaler, Günter Haufe, and Max Lieb introduced me to the fascinating field of fluorine chemistry. Andrew E. Feiring and Barbara Hall helped me to obtain historical photographs. Elke Maase from Wiley-VCH accompanied my work with continuous support and encouragement.

In the last 18 months I have spent most of my free time working on this book and not with my family. I would, therefore, like to dedicate this book to my wife Annette and my son Alexander.

## List of Abbreviations

acac	acetylacetonate ligand	DMSO	dimethylsulfoxide
aHF	anhydrous hydrofluoric acid	DSM	dynamic scattering mode
AIBN	azobis(isobutyronitrile)	DTBP	di- <i>tert</i> -butyl peroxide
AM	active matrix	dTMP	deoxythymidine monophosphate
ASV	“Advanced Super-V”	dUMP	deoxyuridine monophosphate
ATPH	aluminum tri(2,6-bis( <i>tert</i> -butyl)-phenoxide	ECF	electrochemical fluorination
BAST	<i>N,N</i> -bis(methoxyethyl)amino sulfur trifluoride	ED	effective dose
BINOL	1,1'-bis(2-naphthol)	EPSP	5-enolpyruvylshikimate-3-phosphate
Bop-Cl	bis(2-oxo-3-oxazolidinyl)phosphinic chloride	ETFE	poly(ethylene-co-tetrafluoroethylene)
BSSE	basis set superposition error	FAR	$\alpha$ -fluorinated alkylamine reagents
BTF	benzotrifluoride	FDA	fluorodeoxyadenosine
CFC	chlorofluorocarbon	FDG	fluorodeoxyglucose
COD	cyclooctadiene	FITS	perfluoroalkyl phenyl iodonium trifluoromethylsulfonate reagents
CSA	camphor sulfonic acid	FRPSG	fluorous reversed-phase silica gel
Cso	camphor sulfonyl protecting group	FSPE	fluorous solid phase extraction
CVD	chemical vapor deposition	F-TEDA	<i>N</i> -fluoro- <i>N'</i> -chloromethyl diazoniabicyclooctane reagents
DABCO	diazabicyclooctane	GWP	global warming potential
DAST	<i>N,N</i> -diethylamino sulfur trifluoride	HFCF	hydrofluorochlorocarbon
DBH	1,3-dibromo-5,5-dimethyl hydantoin	HFC	hydrofluorocarbon
DBPO	dibenzoylperoxide	HFP	hexafluoropropene
DEAD	diethyl azodicarboxylate	HMG <sup>+</sup>	hexamethyl guanidinium cation
DCC	dicyclohexyl carbodiimide	HMPA	hexamethyl phosphoric acid triamide
DEC	<i>N,N</i> -diethylcarbamoyl protecting group	IPS	in plane switching
DFI	2,2-difluoro-1,3-dimethylimidazolidine	ITO	indium tin oxide
DFT	density functional theory	LC	lethal concentration
DIP-Cl	$\beta$ -chlorodiisopinocampheylborane	LCD	liquid crystal display
DMAc	<i>N,N</i> -dimethyl acetamide	LD	lethal dose
DMAP	4-( <i>N,N</i> -dimethylamino)pyridine	LDA	lithium diisopropylamide
DME	1,2-dimethoxy ethane	MCPBA	<i>m</i> -chloro perbenzoic acid
DMF	<i>N,N</i> -dimethyl formamide	MEM	methoxymethyl protecting group
		MOST	morpholino sulfur trifluoride
		MVA	multi-domain vertical alignment

NAD <sup>+</sup> /	nicotinamide adenine dinucleo-	QSAR	quantitative structure-activity
NADH	tide, oxidized/reduced form		relationship
NADP <sup>+</sup> /	nicotinamide adenine dinucleo-	SAH	S-adenosyl homocystein
NADPH	tide phosphate, oxidized/reduced		hydrolase
	form	SAM	S-adenosyl methionine
NBS	N-bromo succinimide	SBAH	sodium bis(methoxyethoxy)
NCS	N-chloro succinimide		aluminum hydride
NE	norepinephrine	scCO <sub>2</sub>	supercritical carbon dioxide
NFPy	N-fluoro pyridinium	SFM	super-fluorinated materials
	tetrafluoroborate	SPE	solid phase extraction
NFTh	N-fluoro benzene-1,2-	STN	super-twisted nematic
	sulfonimide	TADDOL	$\alpha,\alpha,\alpha',\alpha'$ -tetraaryl-2,2-dimethyl- 1,3-dioxolan-4,5-dimethanol
NIS	N-iodo succinimide	TAS <sup>+</sup>	tris(dimethylamino)sulfonium cation
NLO	non-linear optics	TASF	tris(dimethylamino)sulfonium difluorotrimethylsiliconate, (Me <sub>2</sub> N) <sub>3</sub> S <sup>+</sup> Me <sub>3</sub> SiF <sub>2</sub> <sup>-</sup>
NMP	N-methyl pyrrolidone	TBAF	tetrabutylammonium fluoride
NPSP	N-phenylselenylphthalimide	TBDMS	<i>tert</i> -butyldimethylsilyl protecting group
OD	ornithine decarboxylase	TBS	see TBDMS
ODP	ozone-depleting potential	TBTU	O-(benzotriazol-1-yl)-N,N,N', N'-tetramethyluronium
PCH	phenylcyclohexane		tetrafluoroborate
PCTFE	poly(chlorotrifluoroethylene)	TDAE	tetrakis(dimethylamino)ethylene
PDA	personal digital assistant	TEMPO	2,2,6,6-tetramethylpiperidine-N- oxide
PET	positron emission tomography	TFT	thin film transistor
PFA	perfluoropolyether	THF	1. tetrahydrofurane 2. tetrahydrofolate coenzyme
PFC	perfluorocarbon	THP	tetrahydropyranyl protecting group
PFMC	perfluoro(methylcyclohexane)	TIPS	triisopropylsilyl protecting group
PFOA	perfluorooctanoic acid	TLC	thin layer chromatography
PFOB	perfluoro- <i>n</i> -octyl bromide	TMS	trimethylsilyl protecting group
PI	polyimide	TN	twisted nematic
pip <sup>+</sup>	1,1,2,2,6,6-hexamethylpiperidi- nium cation	VHR	voltage holding ratio
PLP	pyridoxal phosphate	ZPE	zero point energy
PNP	purine nucleoside phosphorylase		
PPVE	poly(heptafluoropropyl trifluorovinyl ether)		
PTC	phase transfer catalysis		
PTFE	poly(tetrafluoroethylene) (Teflon)		
PVDF	poly(vinylidene difluoride)		
PVPHF	poly(vinylpyridine) hydrofluoride		
QM/MM	quantum mechanics/molecular mechanics		

# 1

## Introduction

### 1.1

#### Why Organofluorine Chemistry?

Fluorine is the element of extremes, and many fluorinated organic compounds exhibit extreme and sometimes even bizarre behavior. A large number of polymers, liquid crystals, and other advanced materials owe their unique property profile to the influence of fluorinated structures.

Fluoroorganic compounds are almost completely foreign to the biosphere. No central biological processes rely on fluorinated metabolites. Many modern pharmaceuticals and agrochemicals, on the other hand, contain at least one fluorine atom, which usually has a very specific function. Perfluoroalkanes, especially, can be regarded as “orthogonal” to life – they can assume a purely physical function, for example oxygen transport, but are foreign to the living system to such an extent that they are not recognized and are completely ignored by the body.

Although fluorine itself is the most reactive of all elements, some fluoroorganic compounds have chemical inertness like that of the noble gases. They sometimes cause ecological problems not because of their reactivity but because of the lack of it, making them persistent in nature on a geological time scale.

All these points render fluoroorganic chemistry a highly unusual and fascinating field [1–13], providing surprises and intellectual stimulation in the whole range of chemistry-related sciences, including theoretical, synthetic, and biomedical chemistry and materials science.

#### References

- 1 R. D. Chambers, *Fluorine in Organic Chemistry*, G. Olah, ed., Wiley Interscience, New York, 1973.
- 2 M. Hudlicky, *Chemistry of Organic Fluorine Compounds – A Laboratory Manual*, Ellis Horwood Ltd, John Wiley and Sons, 1976.
- 3 R. E. Banks, *Preparation, Properties and Industrial Applications of Organofluorine Compounds*, Ellis Horwood Ltd, John Wiley and Sons, 1982.
- 4 I. C. Knunyants, G. G. Yakobson, *Syntheses of Fluoroorganic Compounds*, Springer, 1985.
- 5 R. E. Banks, D. W. A. Sharp, J. C. Tatlow, *Fluorine – The First Hundred Years (1886-1986)*, Elsevier Sequoia, New York, 1986.

- 6 G. A. Olah, R. D. Chambers, G. K. Surya Prakash, *Synthetic Fluorine Chemistry*, Wiley, New York, 1992.
- 7 T. Kitazume, T. Yamazaki, T. Taguchi, *Fusso no kagaku (Chemistry of Fluorine)*, Kodansha Scientific, Tokyo, 1993.
- 8 R. E. Banks, B. E. Smart, J. C. Tatlow, *Organofluorine Chemistry*, Plenum Press, New York, 1994.
- 9 Special edition on organofluorine chemistry: *Chem. Rev.* 1996, 96, 1557–1823.
- 10 R. D. Chambers, *Organofluorine Chemistry: Fluorinated Alkenes and Reactive Intermediates*, Topics in Current Chemistry, Vol. 192, Springer, Berlin, 1997.
- 11 R. D. Chambers, *Organofluorine Chemistry: Techniques and Synthons*, Topics in Current Chemistry, Vol. 193, Springer, Berlin, 1997.
- 12 V. A. Soloshonok, *Enantiocontrolled Synthesis of Fluoro-Organic Compounds – Stereochemical Challenges and Biomedical Targets*, Wiley, New York, 2000.
- 13 T. Hiyama, *Organofluorine Compounds: Chemistry and Applications*, Springer, Berlin, 2000.

## 1.2

### History

Because of the hazardous character of hydrofluoric acid and the difficult access to elemental fluorine itself, the development of organofluorine chemistry and the practical use of fluororganic compounds started relatively late in the 19th century (Table 1.1). The real breakthrough was the first synthesis of elemental fluorine by H. Moissan in 1886 [1].

Industrial application of fluorinated organic compounds started in the beginning of the 1930s with the introduction of chlorofluorocarbons (CFC) as refrigerants [2]. The major turning point in the history of industrial fluoroorganic chemistry was the beginning of the Manhattan Project for development of nuclear weapons in 1941 [3]. The Manhattan Project triggered the need for highly resistant materials, lubricants, coolants and the development of technology for handling extremely corrosive fluorinorganic compounds. The consumption of hydrofluoric acid as the main precursor of all these materials soared upward, accordingly, during the 1940s. After 1945, with the beginning of the Cold War, various defense programs provided a constant driving force for further development of the chemistry and use of organofluorine compounds. In the 1950s and 60s more civilian applications of fluorinated pharmaceuticals and materials moved into the forefront [4].

The prediction of the ozone-depleting effect of CFC in 1974 [5] and the subsequent occurrence of the ozone hole over the Antarctic in 1980 enforced a drastic reorientation of industrial fluoroorganic chemistry. With the Montreal protocol in 1987 the phasing-out of most CFC was initiated. Some of these refrigerants and cleaning chemicals could be replaced by other fluorine-containing chemicals (for example hydrofluorocarbons, HFC, and fluorinated ethers) but in general the fluorochemical industry had to refocus on other fields of application, for example fluoropolymers, fluorosurfactants, and fluorinated intermediates for pharmaceuticals and agrochemicals [4]. A major and rapidly growing market segment is fluorine-containing fine chemicals for use as intermediates in pharmaceutical and agrochemistry and in the electronics industry. Another application in which fluorochemicals have started to play an increasingly dominant role in the last



**Table 1.1** Dates and historic key events in the development of fluoroorganic chemistry.

<b>Time</b>	<b>Key Event</b>
1764	First synthesis of hydrofluoric acid from fluorspar and sulfuric acid by A. S. Marggraf, repeated in 1771 by C. Scheele
1886	First synthesis of elemental fluorine by H. Moissan (Nobel Prize in 1906) by electrolysis of an HF–KF system
1890s	Beginning of halofluorocarbon chemistry by direct fluorination (H. Moissan) and Lewis acid-catalyzed halogen exchange (F. Swarts)
1920s	Access to fluoroarenes by the Balz–Schiemann reaction
1930s	Refrigerants (“Freon”, in Germany “Frigen”), fire extinguishing chemicals (“Halon”), aerosol propellants
1940s	Polymers (PTFE = “Teflon”), electrochemical fluorination (H. Simons)
1941–1954	Manhattan Project: highly resistant materials for isotope separation plants, lubricants for gas centrifuges, coolants
1950s	Fluoropharmaceuticals, agrochemicals, artificial blood substitutes, respiratory fluids, chemical weapons
1980s	Gases for plasma etching processes and cleaning fluids for the semiconductor industry
1987	The Montreal Protocol initiates the phasing-out of CFC
1990s	Fluorinated liquid crystals for active matrix liquid crystal displays (AM-LCD)
2000s	Fluorinated photoresists for the manufacture of integrated electronic circuits by 157 nm photolithography

few years is the electronics industry. Relevant compounds include plasma etching gases, cleaning fluids, specialized fluoropolymers, fluorinated photoresists for manufacturing integrated circuits by the currently emerging 157 nm photolithography, and liquid crystals for LCD application.

## References

- (a) H. Moissan, *C. R. Acad. Sci.* **1886**, 102, 1534; (b) H. Moissan, *C. R. Acad. Sci.* **1886**, 103, 202; (c) H. Moissan, *C. R. Acad. Sci.* **1886**, 103, 256.
- A. J. Elliott, *Chlorofluorocarbons* in: *Organofluorine Chemistry: Principles and Commercial Applications*, R. E. Banks, B. E. Smart, J. C. Tatlow, eds., Plenum Press, New York, **1994**, 145–157.
- (a) R. Rhodes, *The Making of the Atomic Bomb*, Simon and Schuster, New York, **1986**; (b) R. Rhodes, *Dark Sun: The Making of the Hydrogen Bomb*, Simon and Schuster, New York, **1995**.
- For an overview on applications for fluoroorganic compounds: *Organofluorine Chemistry: Principles and Commercial Applications*, R. E. Banks, B. E. Smart, J. C. Tatlow, eds., Plenum Press, New York, **1994**.
- M. J. Molina, F. S. Rowland, *Nature* **1974**, 249, 819.

## 1.3

## The Basic Materials

Naturally occurring fluorine is composed of the pure  $^{19}\text{F}$  isotope. Its relative abundance in the earth crust as a whole is 0.027% by weight (for comparison, Cl is 0.19% and Br  $6 \times 10^{-4}\%$  by weight). Because of the extremely low solubility (solubility product  $1.7 \times 10^{-10}$  at 298 K) of its most important mineral, fluorspar ( $\text{CaF}_2$ ), the concentration of fluoride in seawater is very low (ca.  $1.4 \text{ mg L}^{-1}$ ) [1].

The most abundant natural sources of fluorine are the minerals fluorspar and cryolith ( $\text{Na}_3\text{AlF}_6$ ). Fluoroapatite ( $\text{Ca}_5(\text{PO}_4)_3\text{F} = 3\text{Ca}_3(\text{PO}_4)_2 \cdot \text{CaF}_2$ ) is, with hydroxyapatite ( $\text{Ca}_5(\text{PO}_4)_3\text{OH}$ ), a major component of tooth enamel, giving it its extreme mechanical strength and life-long durability.

Despite of the relatively high abundance of fluorine in the lithosphere, only very few fluoroorganic metabolites have been identified in the biosphere [2]. No central metabolic process depending essentially on fluorine is yet known. It might be speculated that the reason for this unexpected phenomenon is the poor solubility of  $\text{CaF}_2$ , with  $\text{Ca}^{2+}$  ions being one of the central components essential for the existence of any living organism. Another reason might also be the very high hydration enthalpy of the small fluoride anion, which limits its nucleophilicity in aqueous media by requiring an energetically demanding dehydration step before any reaction as a nucleophile [2].

## 1.3.1

## Hydrofluoric Acid

Hydrofluoric acid is the most basic common precursor of most fluorochemicals. Aqueous hydrofluoric acid is prepared by reaction of sulfuric acid with fluorspar ( $\text{CaF}_2$ ). Because HF etches glass with formation of silicon tetrafluoride, it must be handled in platinum, lead, copper, Monel (a Cu–Ni alloy developed during the Manhattan Project), or plastic (e. g. polyethylene or PTFE) apparatus. The azeotrope contains 38% *w/w* HF and it is a relatively weak acid ( $\text{p}K_a$  3.18, 8% dissociation), comparable with formic acid. Other physicochemical properties of hydrofluoric acid are listed in Table 1.2.

Anhydrous hydrofluoric acid (aHF) is obtained by heating Frey's Salt ( $\text{KF} \cdot \text{HF}$ ) as a liquid, boiling at  $19.5^\circ\text{C}$ . Similar to water, aHF has a liquid range of approximately 100 K and a dielectric constant  $\epsilon$  of 83.5 (at  $0^\circ\text{C}$ ). Associated by strong hy-

**Table 1.2** Physicochemical properties of hydrofluoric acid [3] (the vapor pressure and density correspond to a temperature of  $0^\circ\text{C}$ ).

Property	Anhydrous HF	40% HF/H <sub>2</sub> O
Boiling point ( $^\circ\text{C}$ )	19.5	111.7
Melting Point ( $^\circ\text{C}$ )	−83.4	−44.0
HF vapor pressure (Torr)	364	21
Density ( $\text{g cm}^{-3}$ )	1015	1135

drogen bonding, it forms oligomeric  $(\text{HF})_n$  chains with a predominant chain length  $n$  of nine HF units. In contrast with aqueous HF, pure aHF is a very strong acid, slightly weaker than sulfuric acid. Like water, aHF undergoes autoprotolysis with an ion product  $c(\text{FHF}^-) \times c(\text{HFH}^+)$  of  $10^{-10.7}$  at  $0^\circ\text{C}$ . In combination with strong Lewis acids, for example as  $\text{AsF}_5$ ,  $\text{SbF}_5$ , or  $\text{SO}_3$ , anhydrous hydrofluoric acid forms some of the strongest known protic acids. The best known example is “magic acid” ( $\text{FSO}_3\text{H}-\text{SbF}_5$ ) which can protonate and crack paraffins to give *tert*-butyl cations [3]. Apart from its use as a reagent, aHF is also an efficient and electrochemically inert solvent for a variety of inorganic and organic compounds.

The dark side of hydrofluoric acid is its toxicity and corrosiveness. Aqueous and anhydrous HF readily penetrate the skin, and, because of its locally anesthetizing effect, even in very small quantities can cause deep lesions and necroses [4, 5]. An additional health hazard is the systemic toxicity of fluoride ions, which interfere strongly with calcium metabolism. Resorption of HF by skin contact (from a contact area exceeding  $160\text{ cm}^2$ ), inhalation, or ingestion leads to hypocalcemia with very serious consequences, for example cardiac arrhythmia.

The most effective, specific antidote to HF and inorganic fluorides is calcium gluconate, which acts by precipitating fluoride ions as insoluble  $\text{CaF}_2$ . After inhalation of HF vapor, treatment of the victim with dexamethasone aerosol is recommended, to prevent pulmonary edema. Even slight contamination with HF must always be taken seriously, and after the necessary first-aid measures a physician should be consulted as soon as possible.

It should also be kept in mind that some inorganic (e.g.  $\text{CoF}_3$ ) and organic fluorinated compounds (e.g. pyridine-HF,  $\text{NEt}_3 \cdot 3\text{HF}$ , DAST) can hydrolyze on contact with skin and body fluids, liberating hydrofluoric acid with the same adverse consequences.


Nevertheless, when the necessary, relatively simple precautions are taken [4], hydrofluoric acid and its derivatives can be handled safely and with minimum risk to health.

### 1.3.2

#### Fluorine

Despite the ubiquitous occurrence of fluorides in nature, elemental fluorine itself proved to be quite elusive. Because of its very high redox potential (approx.  $+3\text{ V}$ , depending on the pH of aqueous systems), chemical synthesis from inorganic fluorides was impeded by the lack of a suitable oxidant. Therefore, H. Moissan's first synthesis of fluorine in 1886 by electrolysis of a solution of KF in aHF in a platinum apparatus [6, 7] was a significant scientific breakthrough, and he was awarded the Nobel Prize for chemistry in 1906 for his discovery (Figure 1.1).

Fluorine is a greenish-yellow gas, melting at  $-219.6^\circ\text{C}$  and boiling at  $-188.1^\circ\text{C}$ . It has a pungent smell reminiscent of a mixture of chlorine and ozone and is perceptible even at a concentration of 10 ppm. It is highly toxic and extremely corrosive, especially toward oxidizable substrates. Most organic compounds spontaneously combust or explode on contact with undiluted fluorine at ambient pres-



**Figure 1.1** The apparatus used by H. Moissan for the first isolation of elemental fluorine by electrolysis of a HF–KF system in 1886 [6].

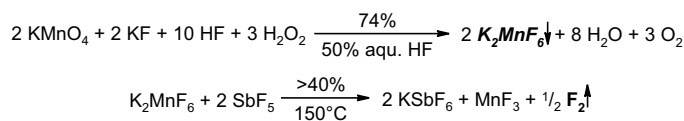
sure. Because of its high reactivity, fluorine reacts with hot platinum and gold, and even with the noble gases krypton and xenon. In contrast with hydrofluoric acid, dry fluorine gas does not etch glassware. Because of its extreme reactivity and hazardous nature, for many chemical transformations fluorine is diluted with nitrogen (typically 10%  $F_2$  in  $N_2$ ). In this form, the gas can be stored without undue risk in passivated steel pressure bottles. Reactions can be conducted either in glassware

or in fluoropolymer (PTFE or PFA) apparatus. If some elementary precautions are taken (for details see Appendix A), reactions with nitrogen-diluted fluorine can be conducted safely in an ordinarily equipped laboratory.

Fluorine owes its unparalleled reactivity, on the one hand, to the ease of its homolytic dissociation into radicals (only 37.8 kcal mol<sup>-1</sup>, compared with 58.2 kcal mol<sup>-1</sup> for Cl<sub>2</sub>) and, on the other hand, to its very high redox potentials of +3.06 V and +2.87 V, respectively, in acidic and basic aqueous media [8].

Fluorine, as the most electronegative element (electronegativity 3.98) [9], occurs in its compounds exclusively in the oxidation state -1. The high electron affinity (3.448 eV), extreme ionization energy (17.418 eV) and other unique properties of fluorine can be explained by its special location in the periodic system as the first element with p orbitals able to achieve a noble gas electron configuration (Ne) by uptake of one additional electron. For the same reason the fluoride ion is also the smallest (ion radius 133 pm) and least polarizable monoatomic anion. These very unusual characteristics are the reason fluorine or fluorine-containing non-polarizable anions can stabilize many elements in their highest and otherwise inaccessible oxidation states (e.g. IF<sub>7</sub>, XeF<sub>6</sub>, KrF<sub>2</sub>, O<sub>2</sub><sup>+</sup>PtF<sub>6</sub><sup>-</sup>, N<sub>5</sub><sup>+</sup>AsF<sub>6</sub><sup>-</sup>).

A purely chemical synthesis of elemental fluorine was achieved by K. O. Christe in 1986 [10] (Scheme 1.1), just in time for the 100 year anniversary of Moissan's first electrochemical fluorine synthesis. Nevertheless, in his paper Christe remarks that all the basic know-how required for this work had already been available 50 years earlier. The key to his simple method is a displacement reaction between potassium hexafluorpermanganate [11] with the strongly fluorophilic Lewis acid antimony pentafluoride at 150 °C.



**Scheme 1.1** The first “chemical” synthesis of fluorine [10].

Nowadays, industrial fluorine production is based on Moissan's original method [1]. In the so-called “middle-temperature method” a KF·2HF melt is electrolyzed at 70–130 °C in a steel cell. The steel cell itself is used as cathode; the anodes are specially treated carbon blocks (Söderberg electrodes). The voltage used is 8–12 V per cell [12]. During the cold war the major use of elemental fluorine was in the production of uranium hexafluoride for separation of the <sup>235</sup>U isotope. Nowadays, the production of nuclear weapons has moved into the background and a large quantity of fluorine is used for preparation of chemicals for the electronics industry (for example WF<sub>6</sub> for CVD (chemical vapor deposition), SF<sub>6</sub>, NF<sub>3</sub>, and BrF<sub>3</sub> as etching gases for semiconductor production, and graphite fluorides as cathode materials in primary lithium batteries) and for making polyethylene gasoline tanks inert in the automobile industry.

## References

- 1 R. E. Banks, *Isolation of Fluorine by Moissan: Setting the Scene*, in: *Fluorine: The First Hundred Years (1886-1986)*, R. E. Banks, D. W. A. Sharp, J. C. Tatlow, eds., Elsevier Sequoia, Lausanne, Switzerland, **1986**, pp. 2–26.
- 2 D. B. Harper, D. O'Hagan, *Nat. Prod. Rep.* **1994**, 123–133.
- 3 G. A. Olah, *A Life of Magic Chemistry*, Wiley Interscience, New York, **2001**, p. 96.
- 4 D. Peters, R. Miethchen, *J. Fluorine Chem.* **1996**, 79, 161–165.
- 5 A. J. Finkel, *Adv. Fluorine Chem.* **1973**, 7, 199.
- 6 J. Flahaut, C. Viel, *The Life and Scientific Work of Henri Moissan*, in: *Fluorine: The First Hundred Years (1886-1986)*, R. E. Banks, D. W. A. Sharp, J. C. Tatlow, eds., Elsevier Sequoia, Lausanne, Switzerland, **1986**, pp. 27–43.
- 7 O. Krätz, *Angew. Chem. Int. Ed.* **2001**, 40, 4604–4610.
- 8 A. F. Hollemann, E. Wiberg, *Lehrbuch der Anorganischen Chemie*, 33rd edn., Walter de Gruyter, Berlin, **1985**, pp. 387–448.
- 9 K. D. Sen, C. K. Jorgensen, *Electronegativity*, Springer, New York, **1987**.
- 10 K. O. Christe, *Inorg. Chem.* **1986**, 25, 3721–3722.
- 11 (a) R. F. Weinland, O. Lauenstein, *Z. Anorg. Allg. Chem.* **1899**, 20, 40; (b) H. Bode, H. Jenssen, F. Bandte, *Angew. Chem.* **1953**, 65, 304; (c) M. K. Chaudhuri, J. C. Das, H. S. Dasgupta, *J. Inorg. Nucl. Chem.* **1981**, 43, 85.
- 12 (a) H. Groult, *J. Fluorine Chem.* **2003**, 119, 173–189; (b) H. Groult, D. Devilliers, M. Vogler, *Trends in the Fluorine Preparation Process*, *Proc. Curr. Top. Electrochem.*, Vol. 4, Research Trends, Poojapura, Trivandrum, India, **1997**, pp. 23–39; (c) A. J. Rudge, *Production of Elemental Fluorine by Electrolysis*, in: *Industrial Electrochemical Processes*, A. T. Kuhn, ed., Elsevier, Amsterdam, **1971**, pp. 1–69.

## 1.4

### The Unique Properties of Organofluorine Compounds

Fluoroorganic and, especially, perfluorinated compounds are characterized by a unique set of unusual and sometimes extreme physical and chemical properties. These are being utilized for a variety of different applications ranging from pharmaceutical chemistry to materials science [1].

#### 1.4.1

##### Physical Properties

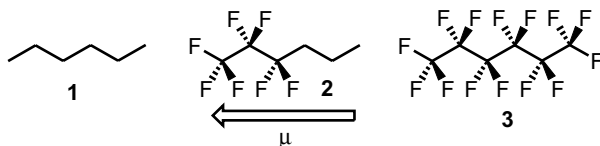
The physical properties of fluoroorganic compounds are governed by two main factors: (1) the combination of high electronegativity with moderate size, and the excellent match between the fluorine 2s or 2p orbitals with the corresponding orbitals of carbon, and (2) the resulting extremely low polarizability of fluorine [2].

Fluorine has the highest electronegativity of all the elements (3.98) [3], rendering the carbon–fluorine bond highly polar with a typical dipole moment of around 1.4 D, depending on the exact chemical environment (Table 1.3). The apparently contradictory observation that perfluorocarbons are among the most *non-polar* solvents in existence (e.g.  $\epsilon = 1.69$  for  $\text{C}_6\text{F}_{14}$  (**3**) compared with 1.89 for  $\text{C}_6\text{H}_{14}$  (**1**); Table 1.4) can be explained by the fact that all local dipole moments within the same molecule cancel each other, leading in total to a non-polar compound. In semi-fluorinated compounds, for example **2**, in which some local dipole moments

**Table 1.3** Comparison of the characteristics of the carbon–halogen and carbon–carbon bonds (bond lengths in pm; binding energies in kcal mol<sup>−1</sup>; electronegativities from Ref. [3]; dipole moments in D; Van der Waals radii in pm from Ref. [4]; atom polarizabilities  $\alpha$  in 10<sup>−24</sup> cm<sup>3</sup> from Ref. [5]).

<i>X</i>	<i>H</i>	<i>F</i>	<i>Cl</i>	<i>Br</i>	<i>I</i>	<i>C</i>
Bond length C–X	109	138	177	194	213	–
Binding energy C–X	98.0	115.7	77.2	64.3	50.7	~83
Electronegativity	2.20	3.98	3.16	2.96	2.66	2.55
Dipole moment, $\mu$ , C–X	(0.4)	1.41	1.46	1.38	1.19	–
Van der Waals radius	120	147	175	185	198	–
Atom polarizability, $\alpha$	0.667	0.557	2.18	3.05	4.7	–

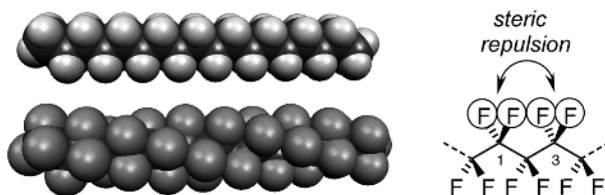
**Table 1.4** Comparison of selected physicochemical properties of *n*-hexane (**1**) and its perfluorinated (**3**) and semifluorinated (**2**) analogues [2] (boiling point b. p. in °C; heat of vaporization  $\Delta H_v$  in kcal mol<sup>−1</sup>; critical temperature  $T_c$  in °C; density  $d^{25}$  in g cm<sup>−3</sup>; viscosity  $\eta^{25}$  in cP; surface tension  $\gamma^{25}$  in dyn cm<sup>−1</sup>; compressibility  $\beta$  in 10<sup>−6</sup> atm<sup>−1</sup>; refractive index  $n_D^{25}$ ; dielectric constant  $\epsilon$ ).



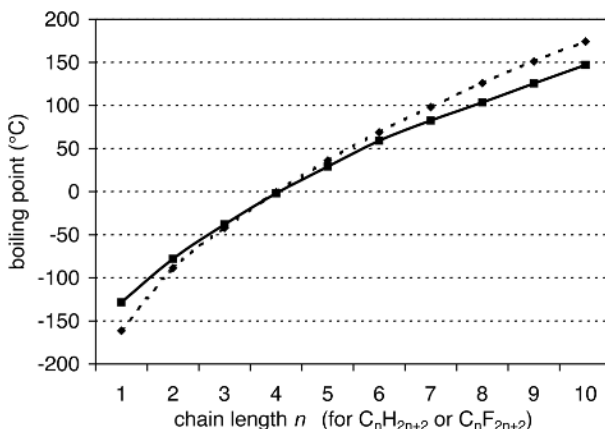
Property	1	2	3
b. p. (°C)	69	64	57
$\Delta H_v$ (kcal mol <sup>−1</sup> )	6.9	7.9	6.7
$T_c$ (°C)	235	200	174
$d^{25}$ (g cm <sup>3</sup> )	0.655	1.265	1.672
$\eta^{25}$ (cP)	0.29	0.48	0.66
$\gamma^{25}$ (dyn cm <sup>−1</sup> )	17.9	14.3	11.4
$\beta$ (10 <sup>−6</sup> atm <sup>−1</sup> )	150	198	254
$n_D^{25}$	1.372	1.190	1.252
$\epsilon$	1.89	5.99	1.69

are not compensated, the effects of the resulting overall dipole moment is mirrored by their physicochemical properties, especially their heats of vaporization ( $\Delta H_v$ ) and their dielectric constants ( $\epsilon$ ).

The low polarizability and the slightly larger size of fluorine compared with hydrogen (23 % larger Van der Waals radius) also have consequences for the structure and molecular dynamics of perfluorocarbons. Linear hydrocarbons have a linear zigzag conformation (Figure 1.2). Perfluorocarbons, in contrast, have a helical structure, because of the steric repulsion of the electronically “hard” fluorine substituents bound to carbon atoms in the relative 1,3-positions. Whilst the hydrocarbon backbone has some conformational flexibility, perfluorocarbons are rigid, rod-like molecules. This rigidity can be attributed to repulsive stretching by the 1,3-difluoromethylene groups.



**Figure 1.2** The zigzag conformation of octadecane (*above*) compared with the helical perfluorooctadecane (*below*), modeled on the PM3 level of theory [6, 7].



**Figure 1.3** The boiling points of homologous alkanes (◆) compared with those of the corresponding perfluoroalkanes (■) [2].

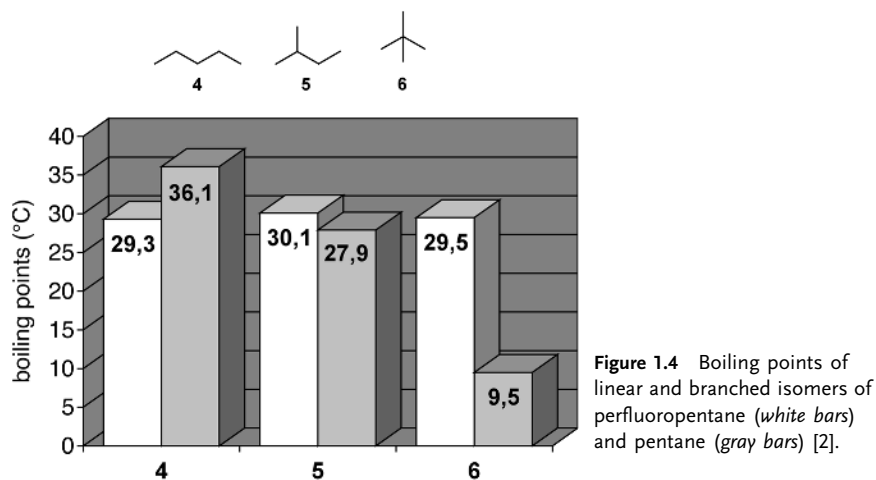
Another consequence of the low polarizability of perfluorocarbons is very weak intermolecular dispersion interactions. A striking characteristic of perfluorocarbons is their very low boiling points, compared with hydrocarbons of similar molecular mass. For example, *n*-hexane and  $\text{CF}_4$  have about the same molecular mass ( $M_r$  86  $\text{g mol}^{-1}$  and 88  $\text{g mol}^{-1}$ , respectively), but the boiling point of  $\text{CF}_4$  (b.p.  $-128^\circ\text{C}$ ) is nearly 200 K lower than for *n*-hexane (b.p.  $69^\circ\text{C}$ ). If the homologous hydrocarbons and perfluorocarbons are compared (Figure 1.3) it is apparent they have very similar boiling points, even though the molecular mass of the perfluorocarbons is about four times higher than that of the corresponding hydrocarbons.

In contrast with typical hydrocarbon systems, branching has a negligible effect on the boiling points of perfluorocarbons (Figure 1.4).

Perfluorinated amines, ethers and ketones usually have much lower boiling points than their hydrocarbon analogues.

An interesting fact is that the boiling points of perfluorocarbons are only 25–30 K higher than those of noble gases of similar molecular mass (Kr,  $M_r$  83.8  $\text{g mol}^{-1}$ , b.p.  $-153.4^\circ\text{C}$ ; Xe,  $M_r$  131.3  $\text{g mol}^{-1}$ , b.p.  $-108.1^\circ\text{C}$ ; Rn,  $M_r$  222  $\text{g mol}^{-1}$ , b.p.





**Figure 1.4** Boiling points of linear and branched isomers of perfluoropentane (white bars) and pentane (gray bars) [2].

−62.1 °C). In other aspects also, for example their limited chemical reactivity, perfluorocarbons resemble the noble gases.

Another consequence of the low polarizability of perfluorocarbons is the occurrence of large miscibility gaps in solvent systems composed of perfluorocarbons and hydrocarbons. The occurrence of a third, “fluorous”, liquid phase in addition to the “organic” and “aqueous” phases has been extensively exploited in the convenient and supposedly ecologically benign “fluorous” chemistry, which will be discussed in detail in Chapter 3.

Another very prominent characteristic resulting from their weak intermolecular interaction is the extremely low surface tension ( $\gamma$ ) of the perfluoroalkanes. They have the lowest surface tensions of any organic liquids (an example is given in Table 1.4.) and therefore wet almost any surface [2].

Solid perfluorocarbon surfaces also have extremely low surface energies ( $\gamma_c$ ). Thus, poly(tetrafluoroethylene) (PTFE, Teflon) has a  $\gamma_c$  value of 18.5 dyn cm<sup>−1</sup>, which is the reason for the anti-stick and low-friction properties used for frying pans and other applications. That this effect is directly related to the fluorine content becomes obvious on comparison of the surface energies of poly(difluoroethylene) (25 dyn cm<sup>−1</sup>), poly(fluoroethylene) (28 dyn cm<sup>−1</sup>), and polyethylene (31 dyn cm<sup>−1</sup>). If only one fluorine atom in PTFE is replaced by more polarizable chlorine, the surface energy of the resulting poly(chlorotrifluoroethylene) jumps to 31 dyn cm<sup>−1</sup>, the same value as for polyethylene [8].

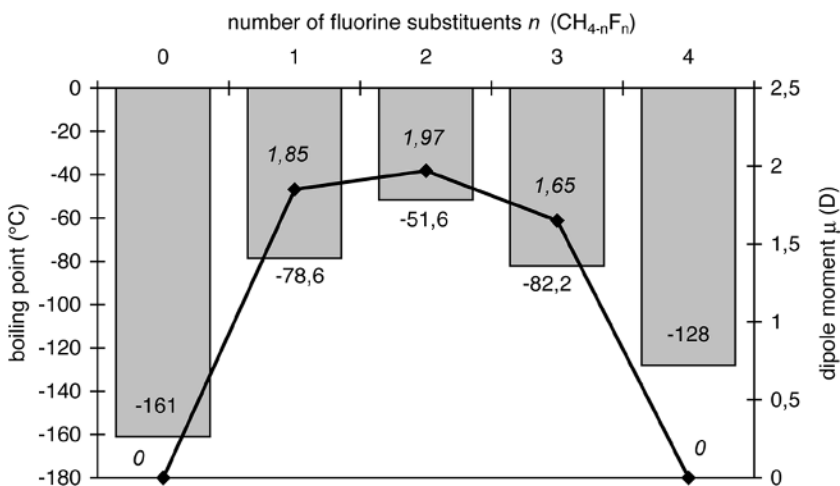
The decisive aspect of achieving low surface energies seems to be a surface which is densely covered by fluorine atoms. Accordingly, the lowest surface energies of any material observed are those of fluorinated graphites (C<sub>2</sub>F)<sub>n</sub> and (CF)<sub>n</sub>, approximately 6 dyn cm<sup>−1</sup> [9]. Monolayers of perfluoroalkanoic acids CF<sub>3</sub>(CF<sub>2</sub>)<sub>n</sub>COOH also have surface energies ranging between 6 and 9 dyn cm<sup>−1</sup> if  $n \geq 6$  [10]. The same effect is observed for alkanolic acids containing only a re-

latively short perfluorinated segment (at least  $\text{CF}_3(\text{CF}_2)_6$ ) at the end of their alkyl chain, which is then displayed at the surface.

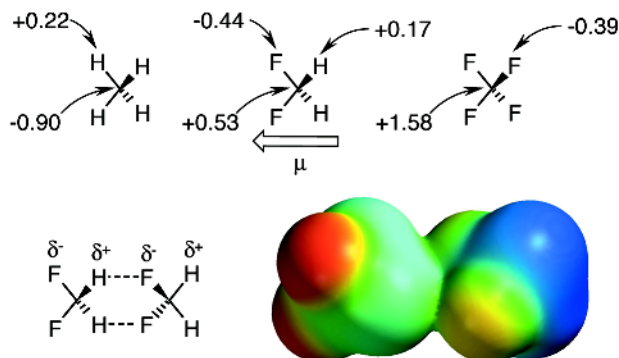
When a hydrophilic functional group is attached to a perfluorocarbon chain the resulting fluorosurfactants (e. g.  $n\text{-C}_n\text{F}_{2n+1}\text{COOLi}$ , with  $n \geq 6$ ) can reduce the surface tension of water from  $72 \text{ dyn cm}^{-1}$  to  $15\text{--}20 \text{ dyn cm}^{-1}$  compared to  $25\text{--}35 \text{ dyn cm}^{-1}$  for analogous hydrocarbon surfactants [11].

Most unusual types of surfactant are the so-called diblockamphiphiles  $\text{F}(\text{CF}_2)_m(\text{CH}_2)_n\text{H}$ , which have both hydrocarbon and perfluorocarbon moieties. At the interface between an organic and a “fluorous” phase (e. g. a liquid perfluorocarbon) they show the behavior of typical surfactants [12], for example micelle formation.

Whereas intermolecular interactions between perfluoroalkanes are very weak, quite strong electrostatic interactions are observed for some partially fluorinated hydrocarbons (hydrofluorocarbons, HFC), because of local, non-compensated carbon–fluorine dipole moments. The most pronounced effects of this kind are observed when bonds to fluorine and hydrogen arise from the same carbon atom. In such circumstances the polarized C–H bonds can act as hydrogen-bond donors with the fluorine as the acceptor. The simplest example for this effect is difluoromethane. If the boiling points of methane and the different fluoromethanes are compared (Figure 1.5), the non-polar compounds  $\text{CH}_4$  and  $\text{CF}_4$  are seen to have the lowest boiling points; the more polar compounds  $\text{CH}_3\text{F}$  and  $\text{CHF}_3$  boil at slightly higher temperatures. The maximum is for  $\text{CH}_2\text{F}_2$ , which has the strongest molecular dipole moment and which can – at least in principle – form a three-dimensional hydrogen-bond network similar to that of water with the C–H bonds acting as the hydrogen-bond donors and C–F bonds as the acceptors (Figure 1.6.) [13].

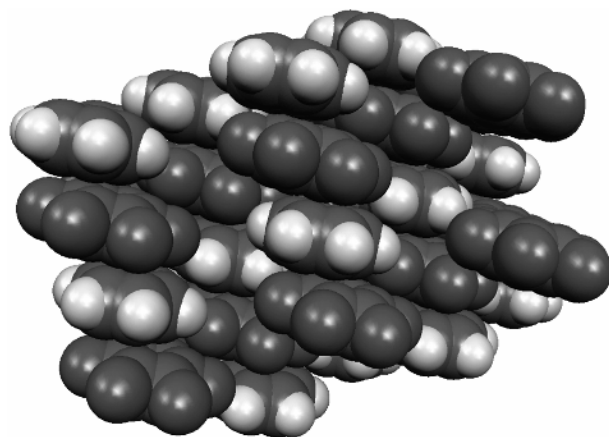


**Figure 1.5** Boiling points (°C; gray bars) and dipole moments  $\mu$  (D; ♦, numerical values in italics) of methane and the different fluoromethanes  $\text{CH}_{4-n}\text{F}_n$  [2].

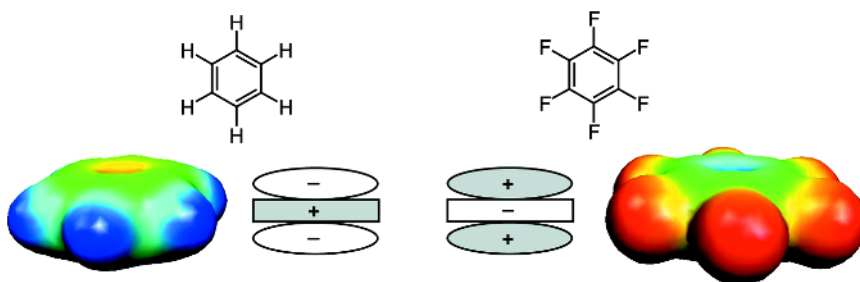


**Figure 1.6** Top: comparison of the distribution of natural partial charges  $q$  (e) on  $\text{CH}_4$ ,  $\text{CH}_2\text{F}_2$ , and  $\text{CF}_4$  (MP2/6-31+G\*\* level of theory) [14] and (below) the calculated structure (AM1) of a doubly hydrogen-bridged difluoromethane dimer. The electrostatic potential (red denotes negative, blue positive partial charges) is mapped on the electron isodensity surface [7].

A different type of strong electrostatic interaction is observed between arenes and perfluoroarenes (a detailed discussion of this phenomenon can be found in Ref. [15]). Benzene (m.p.  $5.5^\circ\text{C}$ ; b.p.  $80^\circ\text{C}$ ) and hexafluorobenzene (m.p.  $3.9^\circ\text{C}$ ; b.p.  $80.5^\circ\text{C}$ ) are known to have very similar phase-transition temperatures. In contrast, an equimolar mixture of both compounds gives a crystalline 1:1 complex melting at  $23.7^\circ\text{C}$ , i.e. ca. 19 K higher than the single components [16]. Different from  $\text{C}_6\text{H}_6$  and  $\text{C}_6\text{F}_6$ , which crystallize in a edge-to-face, fishbone pattern,  $\text{C}_6\text{H}_6 \cdot \text{C}_6\text{F}_6$  co-crystals contain both components in alternating, tilted parallel, and approximately centered stacks with an inter-layer distance of ca.  $3.4 \text{ \AA}$  and a centroid-centroid distance of ca.  $3.7 \text{ \AA}$  (Figure 1.7). Neighboring stacks are slightly stabilized by additional lateral  $\text{C}_{\text{aryl}}\text{--H} \cdots \text{F}$  contacts [17].



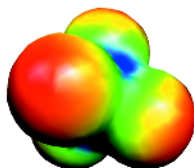
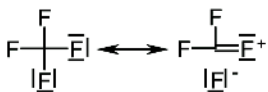
**Figure 1.7** X-ray crystal structure of the benzene-hexafluorobenzene 1:1 complex, measured at 30 K in the lowest-temperature modification [17b].



**Figure 1.8** Schematic representation of the complementary quadrupole moments of benzene (*left*) ( $-29.0 \times 10^{-40} \text{ C m}^{-2}$ ) and hexafluorobenzene (*right*) ( $+31.7 \times 10^{-40} \text{ C m}^{-2}$ ) [14]. The color pictures show the electrostatic potentials mapped on the isodensity surfaces (B3LYP/6-31G\* level of theory) [7, 14]. In benzene (*far left*) the largest negative charge density (coded in red) is located above and below the plane of the  $\pi$ -system. In contrast, in hexafluorobenzene, these locations carry a positive partial charge (coded in blue).

Similar structures have been observed for a variety of other arene-perfluoroarene complexes [15], indicating that this kind of interaction is a generally occurring phenomenon for this type of structure [18]. Evidence based on structural [17] and spectroscopic data [19], and on quantum chemical calculations [20] (Figure 1.8) indicates, that the observed arene-perfluoroarene interactions are mainly the consequence of strong quadrupolar electrostatic attraction [21].

The usual interactions driving “aromatic stacking forces”, for example dispersion interactions with a distance dependence of  $r^{-6}$ , seem to play an additional major role in this phenomenon. The occurrence of a charge-transfer complex between electron-rich benzene and electron-deficient hexafluorobenzene can, on the other hand, be excluded by spectroscopic data. The quadrupole moments of benzene ( $-29.0 \times 10^{-40} \text{ C m}^{-2}$ ) and hexafluorobenzene ( $+31.7 \times 10^{-40} \text{ C m}^{-2}$ ) have a very similar order of magnitude but with their different sign the compounds form a complementary pair, interacting with a distance dependence of  $r^{-5}$ . The directionality of the quadrupolar interaction is considered to be the main force driving preference for the sandwich-like arrangement of the complementary arenes in the solid state. Ab-initio and DFT calculations gave estimates between  $-3.7$  and  $-5.6 \text{ kcal mol}^{-1}$  (assuming an inter-planar distance of  $3.6 \text{ \AA}$ ) for the interaction



**Figure 1.9** Resonance stabilization of the carbon-fluorine bond in tetrafluoromethane, and electrostatic and steric shielding against nucleophilic attack on the central carbon atom. The electrostatic potentials are mapped on the electron isodensity surface (calculation at the MP2/6-31+G\* level of theory [7, 14]; red denotes negative, blue positive partial charges).

energy between a parallel, but slightly shifted heterodimer as found in the crystal structure. The interaction within the heterodimer was estimated to be between 1.5 and 3 times stronger than within the corresponding benzene or hexafluorobenzene homodimers. Another interesting result from the calculations is that the contribution of the dispersion interactions to the overall binding energy of the heterodimer is even stronger than that of the electrostatic interaction.

Electrostatic interactions resulting from the polarity of the carbon–fluorine bond play an important role in the binding of fluorinated biologically active compounds to their effectors [22] (discussed in detail in Sections 4.5 and 4.6) and for the mesophase behavior of fluorinated liquid crystals [23] (Section 4.4). The consequences of the low polarizability of perfluorinated molecular substructures have been put into commercial use for chlorofluorocarbon (CFC) refrigerants, fire fighting chemicals, lubricants, polymers with anti-stick and low-friction properties, and fluorosurfactants.

#### 1.4.2

#### Chemical Properties

The most obvious characteristic of fluoroorganic compounds is the extreme stability of the carbon–fluorine bond. The stability increases with the number of fluorine substituents bound to the same carbon atom. This increase of stability is reflected in the lengths of the C–F bonds in the series  $\text{CH}_3\text{F}$  (140 pm) >  $\text{CH}_2\text{F}_2$  (137 pm) >  $\text{CHF}_3$  (135 pm) >  $\text{CF}_4$  (133 pm) (calculation at the MP2/6-31+G\*\* level of theory) [14]. The main reason for this stabilization is the nearly optimum overlap between the fluorine 2s and 2p orbitals and the corresponding orbitals of carbon; this enables the occurrence of dipolar resonance structures for multiply fluorine-substituted carbon (Figure 1.9, see p. 14). The consequences on chemical reactivity of this “self-stabilization” of multiple fluorine substituents on the same carbon atom are discussed in more detail in Section 2.1.3.

In addition to this thermodynamic stabilization, in perfluorocarbons additional kinetic stability is derived from the steric shielding of the central carbon atom by a “coating” of fluorine substituents. The three tightly bound lone electron-pairs per fluorine atom and the negative partial charges are an effective electrostatic and steric shield against any nucleophilic attack targeted against the central carbon atom.

Perfluorocarbons are, therefore, extremely inert against basic hydrolysis. PTFE, for example, can even withstand the action of molten potassium hydroxide. At high temperatures PFC are attacked by strong Lewis acids, for example aluminum chloride. In such reactions decomposition is initiated by the removal of a fluoride ion from the fluorous “protection shield”, rendering the resulting carbocation open to nucleophilic attack. Another mode of degradation of perfluorocarbons is by strong reducing agents at elevated temperatures. Thus PFC are decomposed on contact with molten alkali metals and also on contact with iron at 400–500 °C. The latter type of reaction has even been utilized for industrial synthesis of perfluoroarenes by reductive aromatization of perfluorocycloalkanes (Section 2.1.4.).

**Table 1.5** Acidities ( $pK_a$ ) of organic acids in comparison with their fluorinated analogues [25].

<b>Acid</b>	<b><math>pK_a</math></b>
$\text{CH}_3\text{COOH}$	4.76
$\text{CF}_3\text{COOH}$	0.52
$\text{C}_6\text{H}_5\text{COOH}$	4.21
$\text{C}_6\text{F}_5\text{COOH}$	1.75
$\text{CH}_3\text{CH}_2\text{OH}$	15.9
$\text{CF}_3\text{CH}_2\text{OH}$	12.4
$(\text{CH}_3)_2\text{CHOH}$	16.1
$(\text{CF}_3)_2\text{CHOH}$	9.3
$(\text{CH}_3)_3\text{COH}$	19.0
$(\text{CF}_3)_3\text{COH}$	5.4
$\text{C}_6\text{H}_5\text{OH}$	10.0
$\text{C}_6\text{F}_5\text{OH}$	5.5

**Table 1.6** Basicities ( $pK_b$ ) of organic bases in comparison with their fluorinated analogues [25].

<b>Base</b>	<b><math>pK_b</math></b>
$\text{CH}_3\text{CH}_2\text{NH}_2$	3.3
$\text{CF}_3\text{CH}_2\text{NH}_2$	8.1
$\text{C}_6\text{H}_5\text{NH}_2$	9.4
$\text{C}_6\text{F}_5\text{NH}_2$	14.36

Because of its strongly negative inductive effect, fluorine substitution tends to dramatically increase the acidity of organic acids [24, 25] (Table 1.5). For example, the acidity of trifluoroacetic acid ( $pK_a = 0.52$ ) is four orders of magnitude higher than that of acetic acid ( $pK_a = 4.76$ ). Even very weak acids, for example *tert*-butanol ( $pK_a = 19.0$ ), are converted by fluorination into moderately strong acids ( $(\text{CF}_3)_3\text{COH}$ ,  $pK_a = 5.4$ ).

The inductive effect of fluorination also reduces the basicity of organic bases by approximately the same order of magnitude (Table 1.6). In contrast with basicity, the nucleophilicity of amines is influenced much less by fluorinated substituents.

Other effects of fluorine substitution in organic compounds include a strong influence on lipophilicity and the ability of fluorine to participate in hydrogen bonding either as a hydrogen-bond acceptor or as an inductive activator of a hydrogen-bond donor group. This behavior has a substantial effect on the biological activity of fluorochemicals and will be discussed in more detail in Section 4.5.